

Designing necklaces with casting resin

Instructions No. 3254



Difficulty: Beginner

Working time: 1 hour

Do you want to create your **own stylish necklace** that is guaranteed to turn heads? Then these instructions are just the thing for you! With UV resin and a little creativity, you can design **beautiful necklace pendants** decorated with **sparkling glitter** and delicate **dried flowers**. In these detailed instructions, you will learn step-by-step how to create your own individual piece of jewellery at home.







[UV Casting resin "Cléopâtre Resin UV'Glass", 25 g](#)

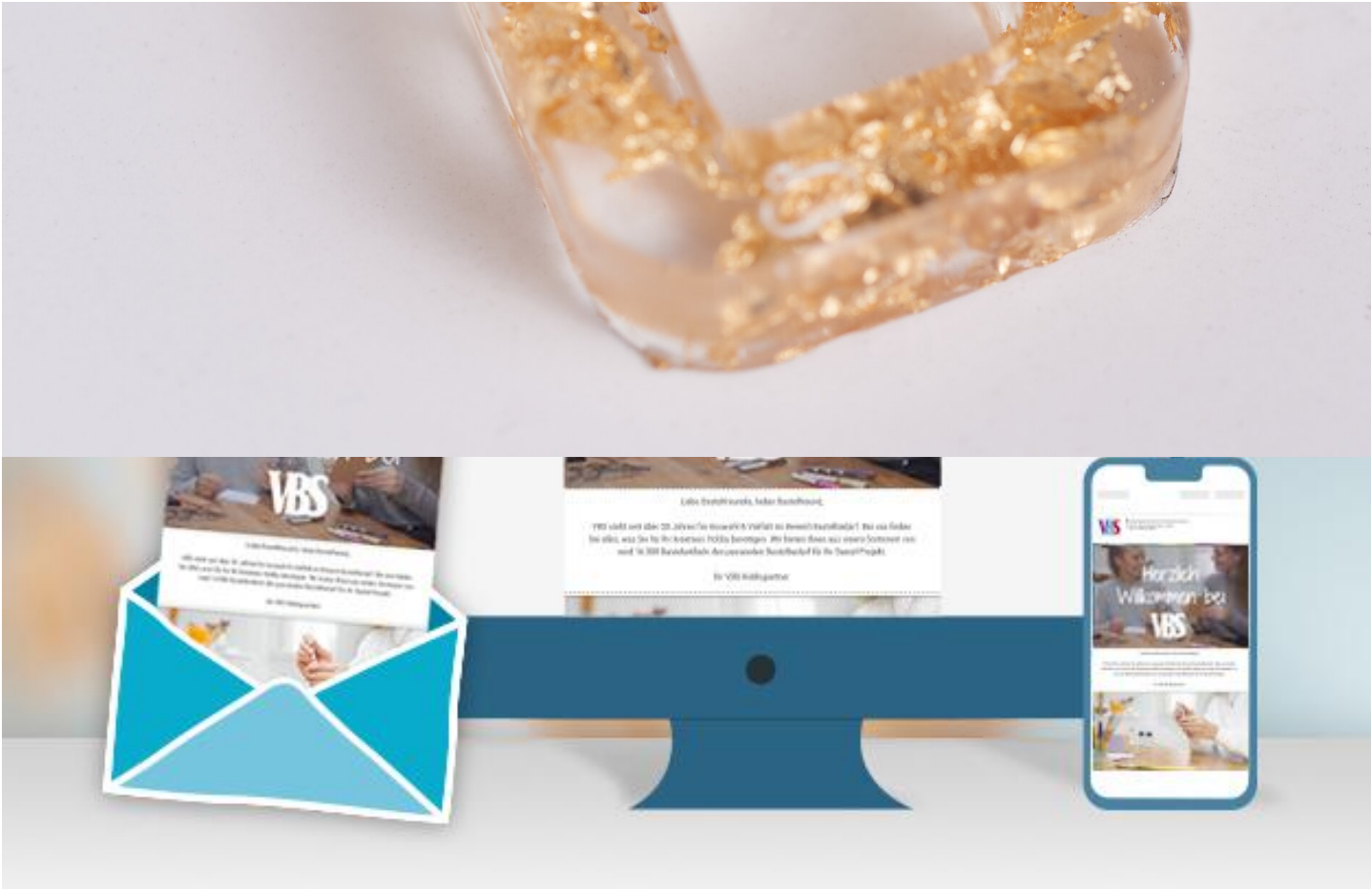


14,99 €
(1 kg = 599,60 €)
[Item details](#)

Quantity:

1

Add to shopping cart



New instructions

Straight to your inbox every week

[Register now](#)

Article information:

Article number	Article name	Qty
26096	UV Casting resin "Cléopâtre Resin UV'Glass"25 g	1
26100	Silicone casting mould for casting resin "Jewellery"	1
26098	UV LEDs lamp	1
26102	Dried flower assortment, 9 jars	1
26103	Mica powder colour set, 9 jars	1
26104	Gold silver particle mix, 9 jars	1
26107	Casting resin accessory set	1
659093-54	Jewellery cord, 5 m x 1mmOlive Green	1
670982-01	Carabine closureGold coloured	1
671293-01	VBS Ring, Ø 5 mm, 150 piecesGold coloured	1

Article number	Article name	Qty
671194-01	Anchor chain, 1,9 mmGold-Plated	1
970014	VBS Assortment of pliers, set of 3	1