

Folding a sparkling chain of lights with stars


Instructions No. 3168



Difficulty: Challenging

Working time: 6 Hours

Do you want to brighten up your home with a magical, homemade decoration? Our step-by-step guide shows you how to make a **twinkling string of star lights**. This DIY decoration is perfect for festive occasions or simply to give your room a warm and inviting atmosphere. You can also give free rein to your creativity and be proud of your own handcrafted masterpiece.











to the diagonal fold. You
merge from the fold

star, a 2D star has no

t everyone's attention



[Transparent paper-folding paper, White](#)

4,89 €

(1 m2 = 2,49 €)

[Item details](#)

Quantity:

1

Add to shopping cart



New instructions

Straight to your inbox every week

Register
now

Article information:

Article number	Article name	Qty
24033	Transparent paper-folding paperWhite	1
16569	Transparent paper-folding paperYellow	1
24036	Transparent paper-folding paperLight blue	1
689786	VBS Micro LED chain of lights, with timer, 10 LEDs	1
18155	VBS Craft glue No. 18228 ml	1