

# Loop scarf with jewelry pendants

Instructions No. 598






This summery loop scarf is sewn with a single seam from a lightweight Cotton fabric one, which even sewing beginners can manage. The highlight are the rhinestone pendants, which attract all eyes.

Here's **how it works**

Fold the fabric lengthwise right sides together and sew up the long side, then turn and iron. Fix the ends with hot glue in the caps of the closing set. Use the snap hook attached to it to close the scarf to form a loop. Now hang in the butterfly and fix the desired length of the scarf with the clip.

## Recommendations

<p>29,95 €</p> <p>1</p> <p>Add to cart </p>	<p>3,39 €</p> <p>1</p> <p>Add to cart </p>	<p>6,99 €</p> <p>1</p> <p>Add to cart </p>
--	---	---

## Article information:

<b>Article number</b>	<b>Article name</b>	<b>Qty</b>
389785	VBS Sewing thread wooden case	1
671378-02	Locking set with regulation chain, Ø 8 mmSilver coloured	1
577571	Medallion-Decoration pendant "Heart with rhinestones"	1