

Make your own flowers from fabric

Instructions No. 3335

Difficulty: Beginner

Working time: 45 Minutes


Welcome to the fascinating world of DIY fabric flowers! Whether you want to decorate your festive table, embellish gifts, or enhance your hairstyle – with this guide, you can easily create delicate fabric flowers for any occasion. Let your creativity run wild and design flowers in countless variations. Start your creative project now and experience the joy of crafting.



DIY Fabric Flowers: Creative How-To Guide

Step 1: Prepare the Petals


To create your petals, draw circles of the desired size on the back of the fabric. A glass can serve as a template. If you don't want to cut out each circle individually, draw one circle, fold the fabric into several layers, and secure them with pins.



Now cut out the circles. Using a dressmaker or fabric scissors will make this process easier.

Step 2: Sew the Flowers Together

Fold each petal in half and sew them together. Start on one side and thread the needle back and forth through the fabric until you reach the other end.



Each petal is strung one after the other on a sufficiently long thread. Then, tighten the flower by sliding the fabric along the thread closely, and secure everything with two or three knots. If you don't want to add more decoration to the flower, cut off the thread and the flower is ready for use.



Step 3: Decorate the Flowers

For a decorative center, you can use buttons or beads, which you can easily sew into the middle of the flower. Don't hesitate to use hot glue if sewing is difficult for you. If you want to attach the flowers to branches later, tie a loop at one end of the thread.



Variations of the Flowers

Customize your flowers by combining different fabrics, colors, and sizes. Or arrange the petals overlapping instead of in a line and thread them with an open edge.




Tap into your creativity, add more embellishments, and create a unique floral display. Have fun sewing your own variety of flowers! ❤️

Get ready for your next creative project! Visit our online shop to discover all the materials you need for your beautiful fabric flowers. Here you'll find high-quality fabric packs, delightful buttons, versatile beads, and much more. Get creative today and craft your unique fabric flowers!

Dear sewer, as fabrics are seasonal goods and we always want to have trendy fabrics in stock for you, it can happen that the sewn fabric is no longer in our range.

In our fabric section you will find a large selection of great fabrics. Click [here](#) to discover [all the fabrics](#).

Must Have



[Cotton fabric "Karo Kavia Red"](#)

7,95 €
(1 m2 = 5,30 €)

[Item details](#)
Quantity:

0.2

Add to shopping cart



New instructions

Straight to your inbox every week

[Register now](#)

Article information:

| Article number | Article name | Qty |
|----------------|--|-----|
| 24505 | VBS Wooden buttons "Nature"Ø 1,3 cm | 1 |
| 391665 | VBS Wooden buttons "Colours & Sizes Mix" | 1 |
| 19441 | VBS Wooden buttons "Handmade with love", 100 piecesØ 15 mm | 1 |
| 649643-05 | Miyuki Rocaillessilverlined crystal | 1 |
| 36202301 | Prym scissors Professional tailor scissors | 1 |
| 360289 | Glass head-Pins Prym, 30 mm | 1 |
| 26578 | Cotton fabric "Karo Kavia Red" | 1 |