










# napkin technique Instructions - Oil lamp with crackle

Instructions No. 672



From simple Terracotta becomes with Krakelur paste, Napkin technique and some color an oil lamp with almost antique Patina. The Mediterranean motif of the Napkin fits perfectly with the new look.

## Recommendations

 <b>6,95 €</b>	 <b>3,59 €</b>	 <b>2,99 €</b> <del>3,29 €</del>
1 <a href="#">Add to cart</a> 	1 <a href="#">Add to cart</a> 	1 <a href="#">Add to cart</a> 
		

3,79 €

1

Add to cart 

4,19 €

1

Add to cart 

3,79 €

1

Add to cart 



3,99 €

1

Add to cart 

### Article information:

Article number	Article name	Qty
24571	Hot glue gun "Mini", 10W/240V	0
754590	Scramble paste, 225g, white	1
27545	VBS Napkin varnish "Matt"100 ml	1
27472	VBS Craft paint, 50 mlBrown	1
131056	VBS Plastic spatula, 5 parts	1
120340	VBS Napkin brush/Decoupage brush	1
330350	VBS Painting sponges, 3 pieces	1
132824	Hobby scalpel	1