

# Sommerlich dekorierte Glasflaschen

Instructions No. 861




These summery decorated glass bottles will put you in a good mood. Whether as a pure decoration object for your bouquet of flowers or as a present with homemade juices, these glass bottles will certainly find their place. You will be surprised how easily the bottles can be designed!

And it's that easy:


Fix it Jute yarn at any place with hot glue and wrap it around the bottle.


Put the ends of the bottles in curlicue and glue them with hot glue. Now punch out the flower motifs and stick them onto the bottle

## Empfehlungen





**19,99 €**

1 [Add to shopping cart](#) 





**0,65 €**

1 [Add to shopping cart](#) 




**0,65 €**

1 [Add to shopping cart](#) 



**0,65 €**

1 [Add to shopping cart](#) 

Article information:

Article number	Article name	Qty
542869	VBS Craft punch "Flower"	1
706667-14	Coloured paperYellow	1
706667-20	Coloured paperRed	1
706667-51	Coloured paperLight green	1