




# Wall mural snow crystals

Instructions No. 2172

Difficulty: Advanced    

Working time: 4 Hours

Relax while painting. The wintry mural with snow crystals is designed with Alcohol Ink paint. Learn how to recreate the fascinating stretcher picture here.




## Primer

First, prime the stretcher with two coats of Triple Gloss Varnish. This topcoat dries to a high-gloss and absolutely transparent finish and optimally prepares the stretcher surface for color design with alcohol ink.

## Effectively paint with alcohol Ink

Alcohol Ink is an alcohol-based ink. Applied ink dries quickly with the color pigments collecting at the edges and drying intensively (typical alcohol ink effect). Extender liquid dilutes Alcohol Ink colors and allows the different colors to flow into each other.

Design the stretcher with Alcohol Ink color in olive green and black, and set golden accents with Glitter Glue.



## Stencil snowflakes

First transfer the snowflake motifs to the stretcher with a fineliner and then color them in with a black and a white marker pen.

Finally, place more golden dots on the stretcher with some more glitter.



## Must Have



VBS Stretched canvas 24 x 30 cm

● 3,29 €

[Item details](#)

Quantity:

Add to cart 

Article information:

<b>Article number</b>	<b>Article name</b>	<b>Qty</b>
841283	VBS Stretched canvas 24 x 30 cm	1
12119	Stencil "Mandala Flowers", A4	1
756655-09	Glitter GlueGold, Rainbow	1
28552	VBS Acrylic varnish, 50 mlGlossy	1
567725-07	POSCA Marker PC-1MCBlack	1
567725-08	POSCA Marker PC-1MCWhite	1
121262	VBS Priming brush "Size 3", 23 mm, 10 pieces	1
762410	Pigma Micron case, set of 3	1